



The Heart of an ICT Support System



Caribbean ICT Research Programme

The University of the West Indies

Daryl Samlal

Kevon Andrews | Patrick Hosein | Kim Mallalieu | Sean Rocke

Gestational Diabetes Mellitus in Trinidad & Tobago –

Time to accept the challenge

26 January 2014

Port of Spain

GDMTT



Labs



Other Authorized
Agencies &
General Public

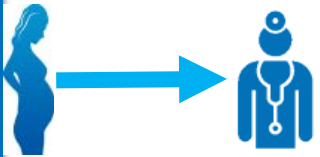


Specialist / Clinic

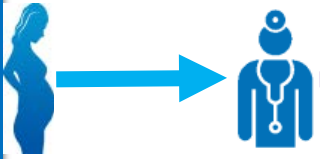


Patient

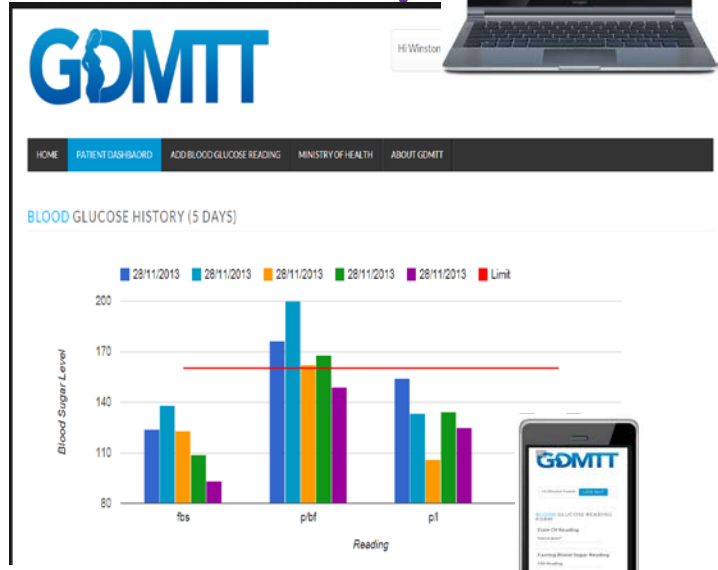
Patient Visits Doctor



Patient Visits Doctor



Doctor Registers Patient w/GDMTT





Hi Brent Samlal,

[LOG OUT](#)

[HOME](#)

[DOCTOR DASHBOARD](#)

[YOUR PATIENTS](#)

[MINISTRY OF HEALTH](#)

[ABOUT GDMTT](#)

PATIENT REGISTRATION

[Patient Registration Help](#)

[Add Visit Log](#)

[Register A Patient](#)

PATIENT REGISTRATION FORM

Account information (* required fields)

Full Name*

Email*

Username*

Enter Password*


Verify Password*

Powered By [ChronoForms - ChronoEngine.com](#)

WHAT IS GDMTT?

Gestational Diabetes Mellitus Trinidad and Tobago (GDMTT) is the ICT platform which will serve the National

USEFUL LINKS



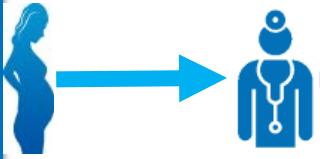
REGISTER

Select Role

Select the role you wish to be registered for. **Please**

oxygen

Patient Visits Doctor



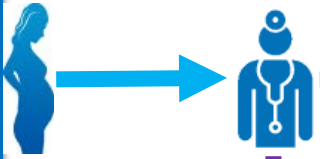
Doctor Registers Patient w/GDMTT



The screenshot shows the GDMTT patient dashboard. At the top left is the GDMTT logo. To the right of the logo is a user profile box containing the text "Hi Winston". Below the logo is a navigation menu with the following items: HOME, PATIENT DASHBOARD (highlighted), ADD BLOOD GLUCOSE READING, MINISTRY OF HEALTH, and ABOUT GDMTT. The main content area is titled "BLOOD GLUCOSE HISTORY (5 DAYS)". It features a grouped bar chart with the following data series: 28/11/2013 (dark blue), 28/11/2013 (light blue), 28/11/2013 (orange), 28/11/2013 (green), 28/11/2013 (purple), and Limit (red horizontal line). The x-axis is labeled "Reading" and has three categories: fbs, pbt, and p1. The y-axis is labeled "Blood Sugar Level" and ranges from 80 to 200. A smartphone in the bottom right corner displays a mobile version of the GDMTT website.

Reading	28/11/2013 (Dark Blue)	28/11/2013 (Light Blue)	28/11/2013 (Orange)	28/11/2013 (Green)	28/11/2013 (Purple)	Limit
fbs	120	135	125	110	90	160
pbt	175	195	165	165	145	160
p1	150	135	105	135	125	160

Patient Visits Doctor

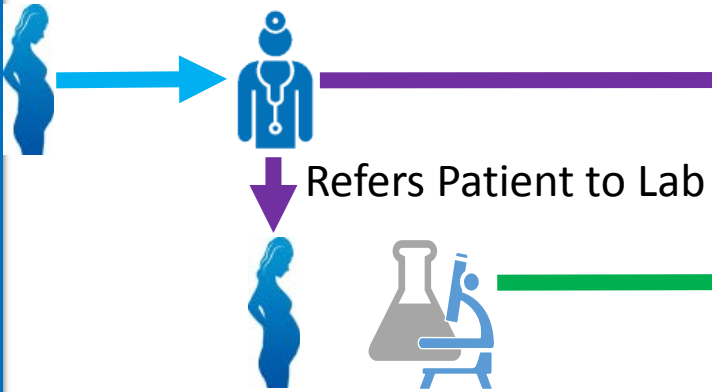


Doctor Registers Patient w/GDMTT

Refers Patient to Lab



Patient Visits Doctor



Doctor Registers Patient w/GDMTT

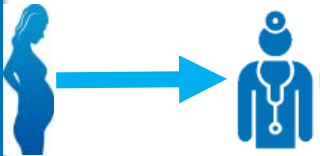
Test Results Uploaded to GDMTT
(Doctor & Patient Notified)

The screenshot shows the GDMTT patient dashboard. At the top left is the "GDMTT" logo. To the right is a user profile for "Hi Winston" next to a laptop icon. Below the logo is a navigation bar with links: HOME, PATIENT DASHBOARD (highlighted), ADD BLOOD GLUCOSE READING, MINISTRY OF HEALTH, and ABOUT GDMTT. The main content area is titled "BLOOD GLUCOSE HISTORY (5 DAYS)". It features a bar chart with the following data:

Reading	28/11/2013 (Day 1)	28/11/2013 (Day 2)	28/11/2013 (Day 3)	28/11/2013 (Day 4)	28/11/2013 (Day 5)	Limit
fts	125	138	125	110	90	165
pbt	175	195	165	165	145	165
p1	150	135	105	135	125	165

A red horizontal line indicates the limit at 165. A smartphone icon in the bottom right corner shows the GDMTT mobile app interface.

Patient Visits Doctor



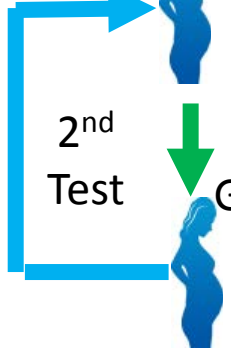
Doctor Registers Patient w/GDMTT

Refers Patient to Lab

Test Results Uploaded to GDMTT
(Doctor & Patient Notified)



2nd Test
No GDM



GDMTT

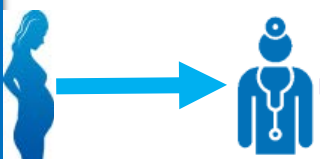
Hi Winston

HOME PATIENT DASHBOARD ADD BLOOD GLUCOSE READING MINISTRY OF HEALTH ABOUT GDMTT

BLOOD GLUCOSE HISTORY (5 DAYS)

Reading	28/11/2013 (1)	28/11/2013 (2)	28/11/2013 (3)	28/11/2013 (4)	28/11/2013 (5)	Limit
fts	125	138	125	110	90	165
pbt	175	195	165	165	145	165
p1	150	135	105	135	125	165

Patient Visits Doctor



Doctor Registers Patient w/GDMTT

Refers Patient to Lab



Test Results Uploaded to GDMTT
(Doctor & Patient Notified)

2nd
Test

No
GDM

Yes
GDM

*During
Pregnancy*

GDMTT

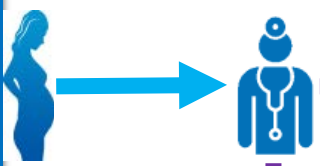
Hi Winston

HOME PATIENT DASHBOARD ADD BLOOD GLUCOSE READING MINISTRY OF HEALTH ABOUT GDMTT

BLOOD GLUCOSE HISTORY (5 DAYS)

Reading	28/11/2013	28/11/2013	28/11/2013	28/11/2013	28/11/2013	Limit
fbs	125	135	120	110	90	160
pbt	180	195	165	155	145	160
p1	150	135	105	135	125	160

Patient Visits Doctor



Doctor Registers Patient w/GDMTT

Refers Patient to Lab



Test Results Uploaded to GDMTT
(Doctor & Patient Notified)

2nd
Test

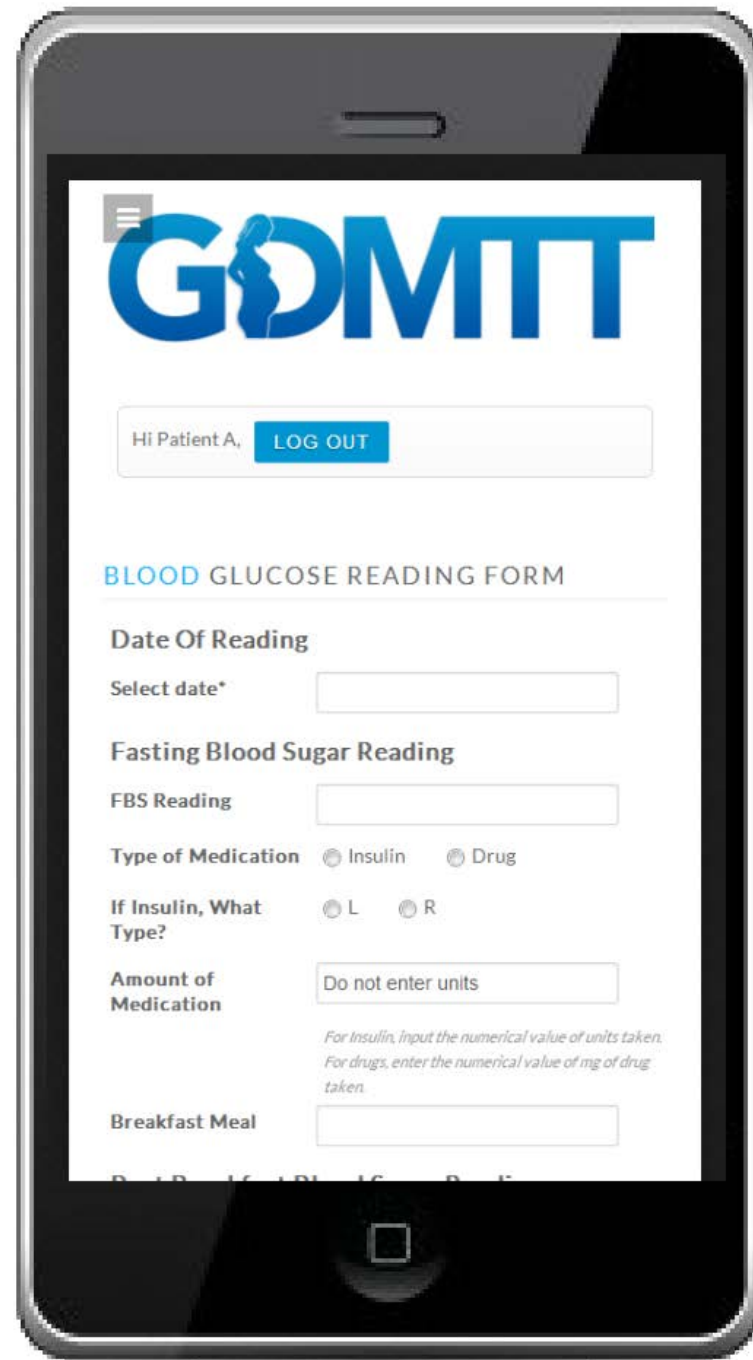
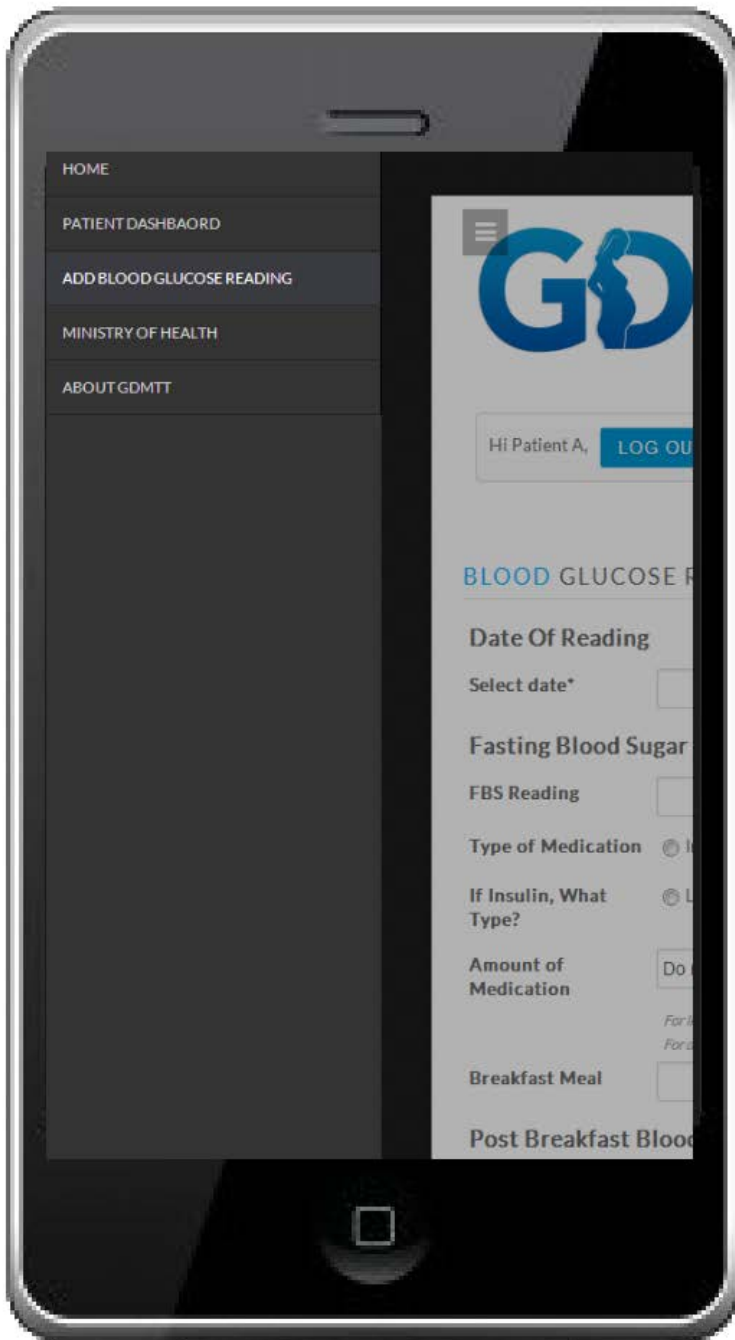
No
GDM

Yes
GDM

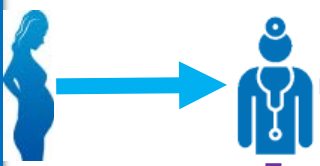
Daily Upload BGL Readings
Edit Profile Information

*During
Pregnancy*

Reading	28/11/2013	28/11/2013	28/11/2013	28/11/2013	28/11/2013	Limit
fbs	125	135	120	110	90	165
pbt	180	195	165	150	145	165
p1	150	135	105	135	125	165



Patient Visits Doctor



Doctor Registers Patient w/GDMTT

Refers Patient to Lab



Test Results Uploaded to GDMTT
(Doctor & Patient Notified)

2nd
Test

No
GDM

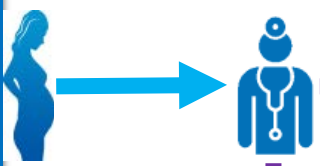
Yes
GDM

Daily Upload BGL Readings
Edit Profile Information

*During
Pregnancy*

Reading	28/11/2013	28/11/2013	28/11/2013	28/11/2013	28/11/2013	Limit
fbs	125	135	120	110	90	165
pbt	180	195	165	150	145	165
p1	150	135	105	135	125	165

Patient Visits Doctor



Doctor Registers Patient w/GDMTT

Refers Patient to Lab



Test Results Uploaded to GDMTT
(Doctor & Patient Notified)

2nd
Test

No
GDM

Yes
GDM

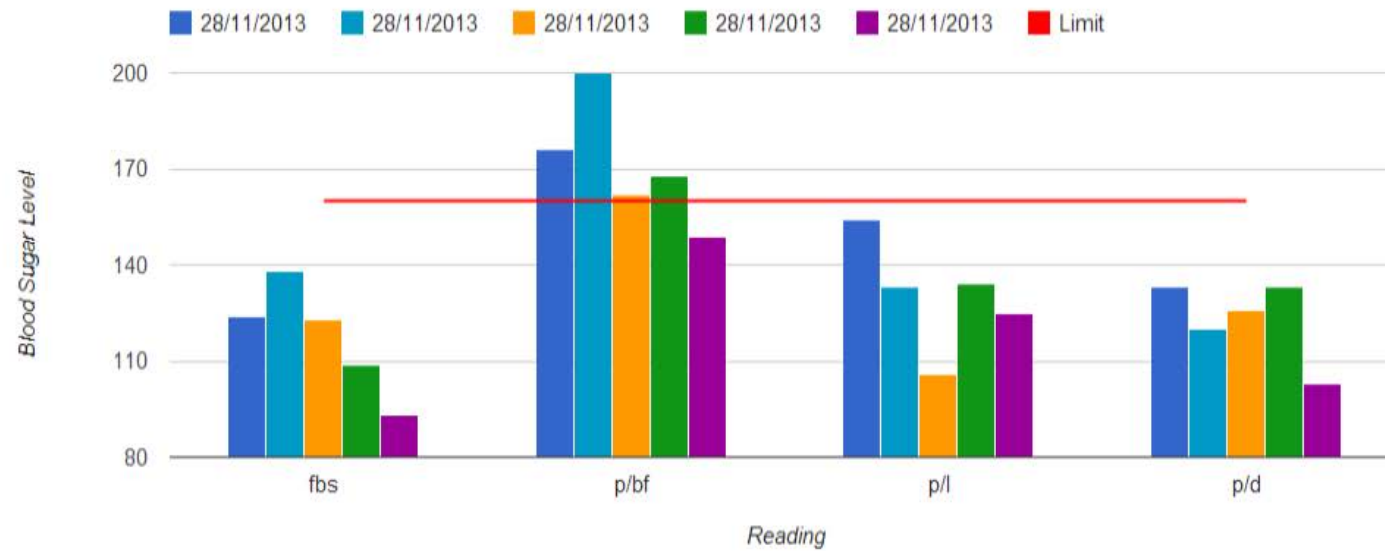
Daily Upload BGL Readings
Edit Profile Information

View Trends, Targets and Therapy

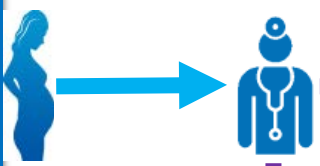
*During
Pregnancy*

Reading	28/11/2013	28/11/2013	28/11/2013	28/11/2013	28/11/2013	Limit
fbs	125	135	120	110	90	165
pbt	180	195	165	150	145	165
p1	150	135	105	135	125	165

BLOOD GLUCOSE HISTORY (5 DAYS)



Patient Visits Doctor



Doctor Registers Patient w/GDMTT

Refers Patient to Lab



Test Results Uploaded to GDMTT
(Doctor & Patient Notified)

2nd
Test

No
GDM

Yes
GDM

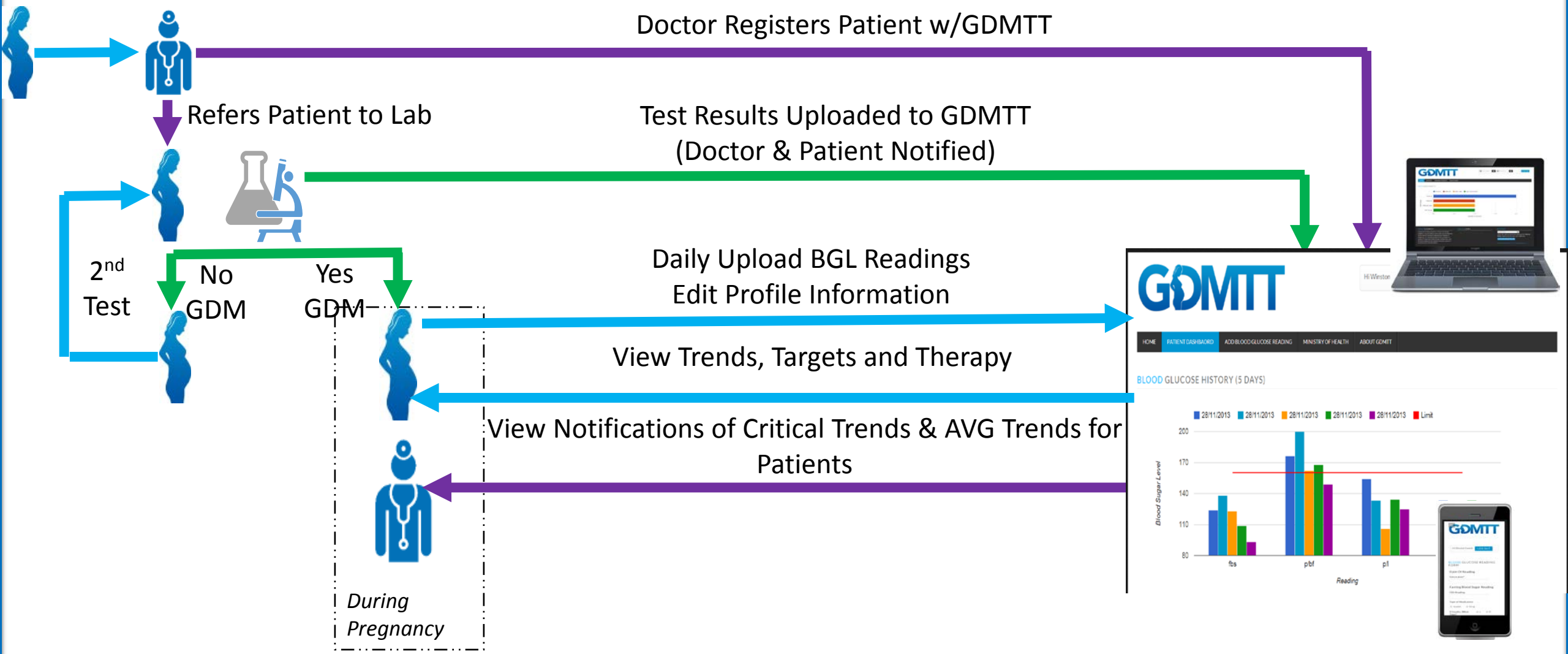
Daily Upload BGL Readings
Edit Profile Information

View Trends, Targets and Therapy

*During
Pregnancy*

Reading	28/11/2013	28/11/2013	28/11/2013	28/11/2013	28/11/2013	Limit
fbs	125	135	120	110	90	165
pbt	180	195	165	150	145	165
p1	150	135	105	135	125	165

Patient Visits Doctor



YOUR NOTIFICATIONS

[Patient A](#) [Patient B](#) [Patient C](#)

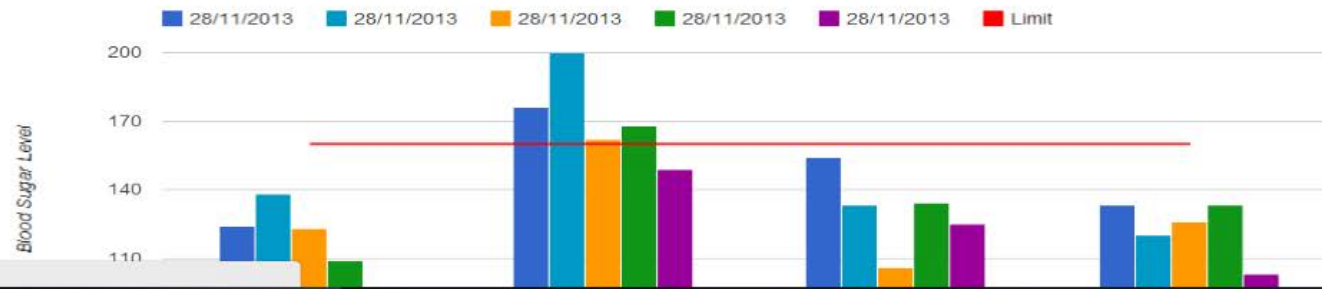
Patient Notifications

- Patient A, critical trending blood glucose readings
- Patient A, critical trending blood glucose readings

Doctor's Response

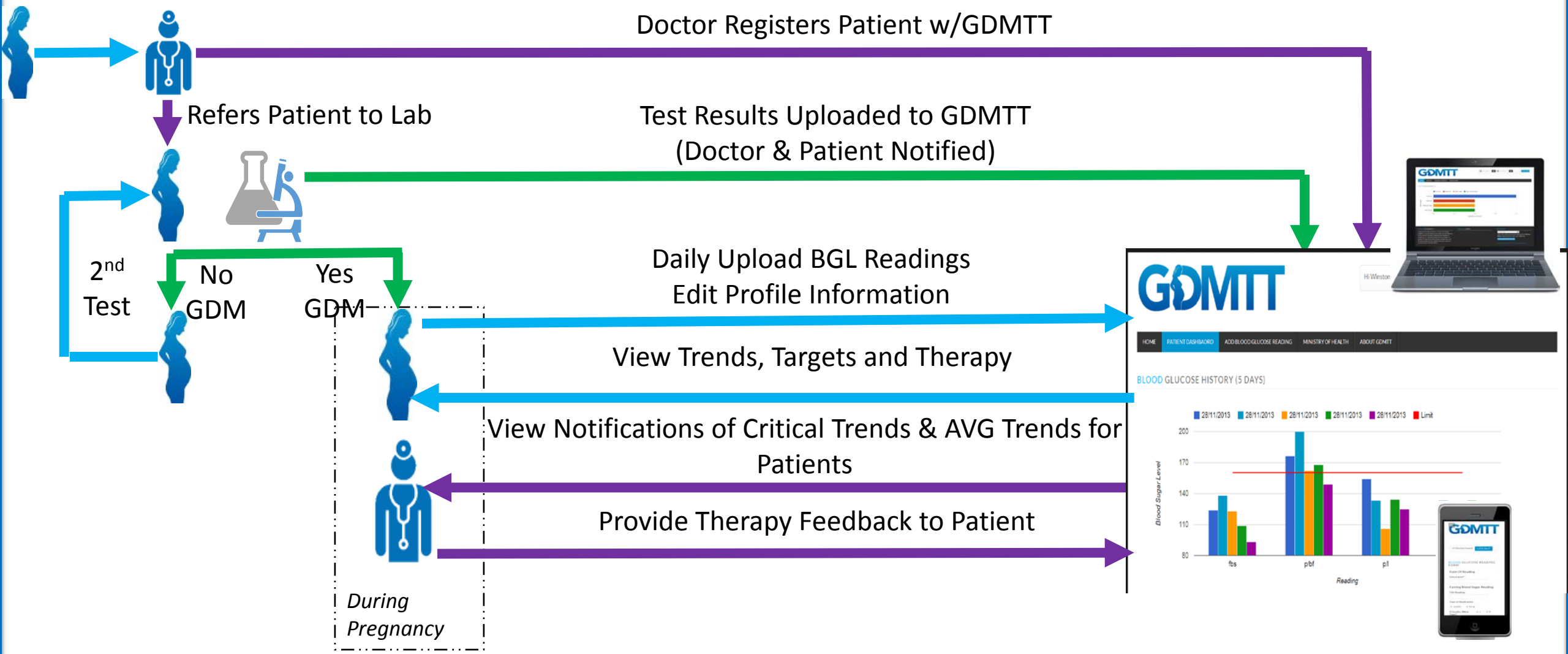
[Remove Notification](#)

Powered By ChronoForms - ChronoEngine.com

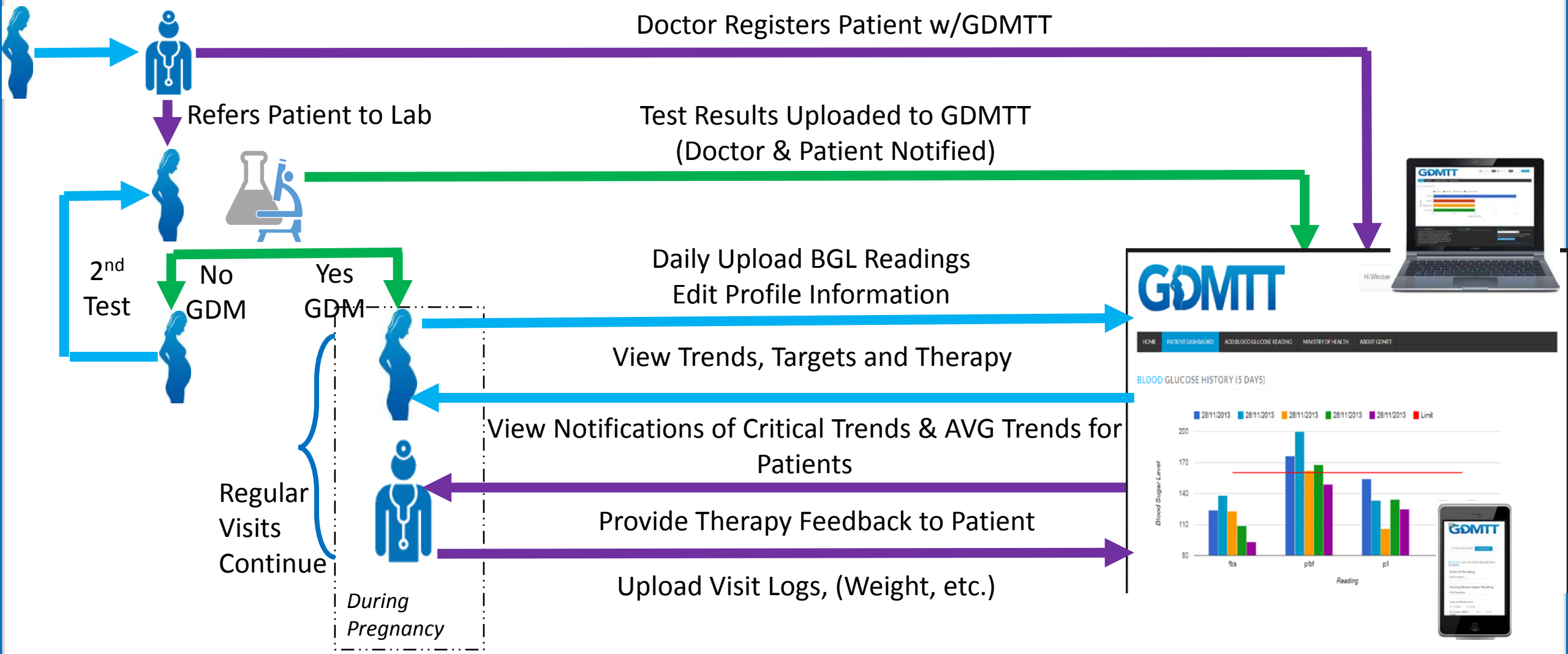


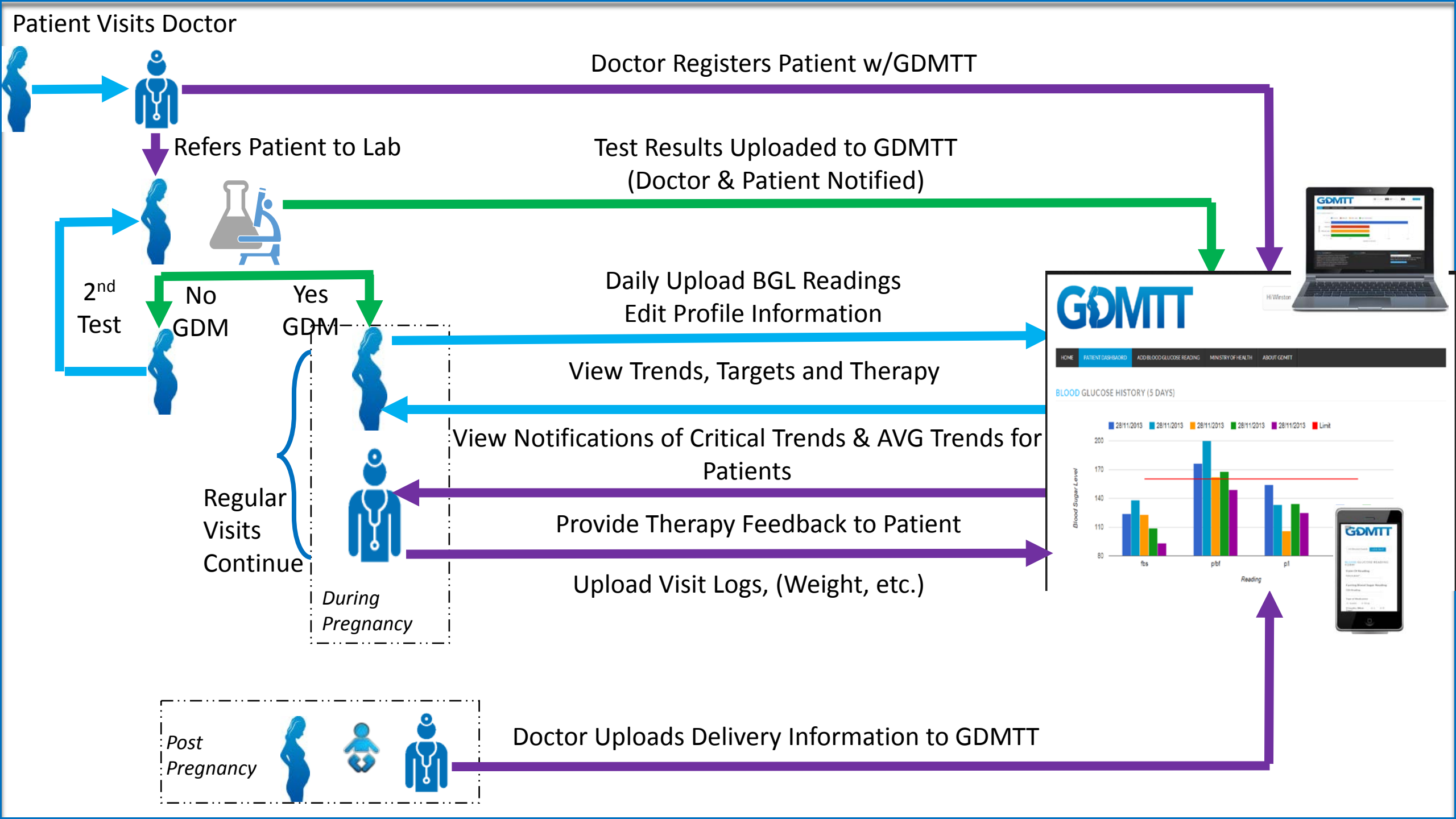
oxygen

Patient Visits Doctor



Patient Visits Doctor





Thank you



GDMTT